



*spordle*

A detailed illustration of a hockey puck, showing its textured surface and the laces on its sides. The puck is centered in the lower half of the page.

**SPORDLE  
ACCOUNT GUIDE**

**2021-2022**

[noha-hockey.ca](http://noha-hockey.ca)


# Creating an Account

## Step One:

Go to:

[account.spordle.com](https://account.spordle.com)

Click "Sign Up"



**spordle** My Account

Sign in to your account

Login →


Don't have an account [Sign up](#)



# Creating an Account

## Step Two:

Enter your account information. You will receive a confirmation email with a code to enter.



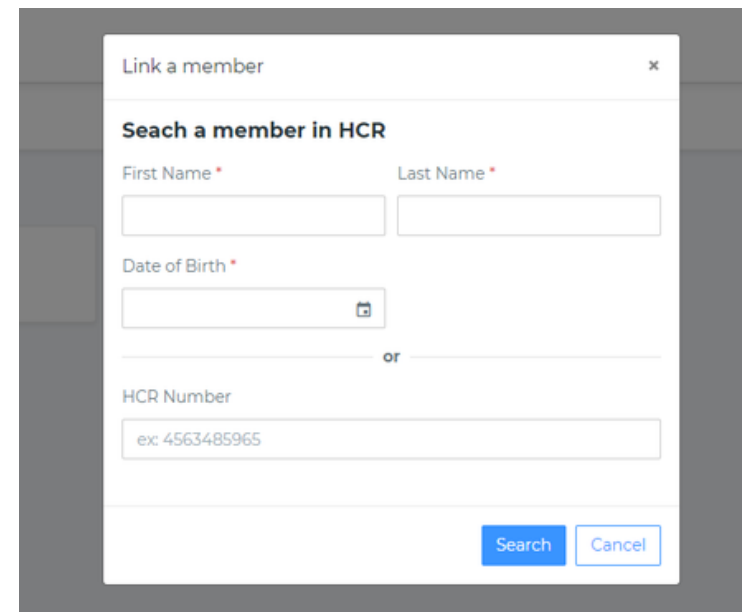
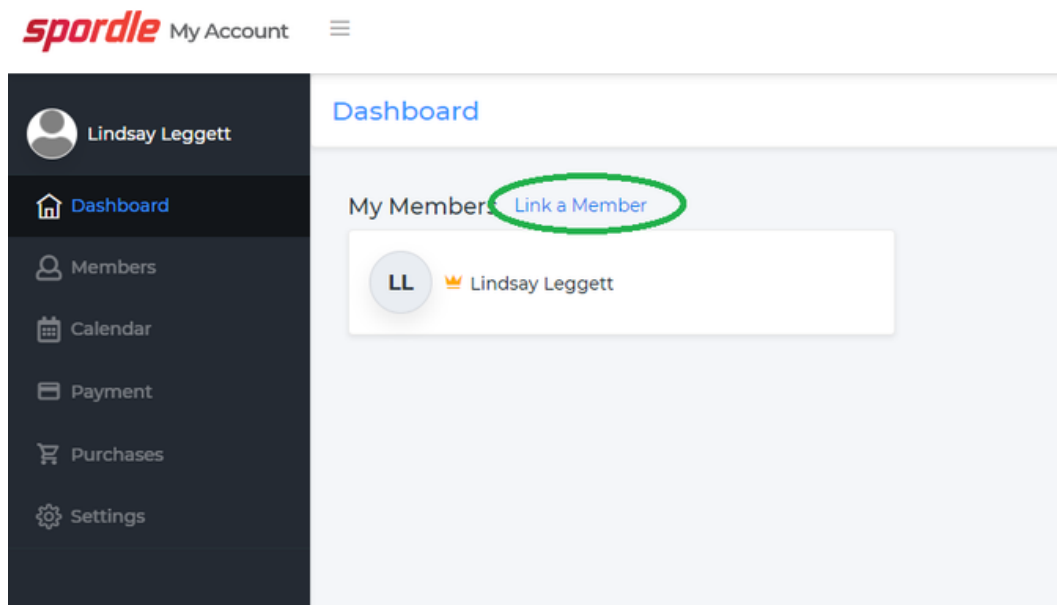
The screenshot shows a web form for creating a Spordle account. At the top left is a link '< Back to login'. The main heading is 'spordle My Account' with 'spordle' in red. Below this is a 'Sign up' button. The form contains several input fields: 'Email' (with a person icon), 'First name', 'Last name', 'Password' (with an information icon), and 'Confirm password'. Below these is a language dropdown menu currently set to 'English'. A large red 'Sign up →' button is at the bottom of the form. Below the form, there is a link 'Already have an account? Sign in'.



# Creating an Account

## Step Three:

Once you've logged into your account, you must add yourself as a Member to link your member profile to your account.



Enter your name and birthdate, or your HCR ID number, if you have it.



# Viewing Certifications

To view your existing qualifications, make sure you have the right Member selected.

The screenshot shows a user interface for viewing a member's profile. At the top left, there is a navigation menu with the word "Account" and a hamburger menu icon. Below this, the word "Members" is displayed in blue. A dropdown menu is open, showing the name "LINDSAY LEGGETT" above two circular icons containing the initials "LL". The second "LL" icon is highlighted with a blue border. A red arrow points from this icon down to a larger profile card for "LINDSAY LEGGETT". The profile card features a large circular avatar with "LL" initials, a camera icon, and contact icons for email and phone. Below the profile card is a horizontal menu with tabs: "General", "Schedule", "Registrations", "Qualifications" (which is underlined in blue), and "CRC". A red arrow points from the "Qualifications" tab down to a list of qualifications. The first qualification is for "SEASON 2021-2022" and is titled "Respect In Sport - Parent", with a sub-description "Respect In Sport - Parent". A green underline is visible under the qualification title.

